







## Specifications

	<b>FRAME</b>	238
	<b>ENGINE</b>	Honda GX690
	<b>CC</b>	688
	<b>PSI</b>	4,200
	<b>GPM</b>	8.5
	<b>UNLOADER</b>	External
	<b>SERIES</b>	Industrial
	<b>WARRANTY</b>	3 Years
	<b>ENGINE START</b>	Electric
	<b>PUMP MODEL</b>	AR XW3028N
	<b>PUMP TYPE</b>	Triplex